





you can  
**Canon**

*iW Publishing  
Manager*


## A smart and simple solution to beat tight deadlines

Canon software enables you to produce professional-quality documents with minimal effort – saving time, saving money.



# Putting documents together doesn't have to be a struggle

Once you've used iW Publishing Manager you'll wonder how you ever managed without it.



## Why iW Publishing Manager?

First of all, it will vastly improve the way your printed documents look. Secondly, it will ensure you work efficiently therefore saving you time and money. (Don't forget how well that will reflect on you, your department, and your company).

And finally, it's so simple to use. If you know how to use a standard office word-processing package, then you already know more than enough. You won't need training, so you can install it and put it to work immediately, using friendly and intuitive drag & drop features.



## All for one, and one for all

If you've ever had to scan, copy, collate, or print and compile a finished document consisting of multiple pages of Word here, a couple of slides from a presentation there, a spreadsheet and some images perhaps, all by hand; you'll know that these jobs take up valuable time that most of us just don't have.

If you'd rather do all of this on-screen through a few simple drag & drop commands, save the whole job (including all of the finishing instructions), and store it for future use, then take a closer look at iW Publishing Manager.

# Real life

“As a training organisation, we regularly pull together 200 and 400-page manuals, consisting of various documents from Excel, Powerpoint, Word and Acrobat, for example. This used to take one individual around 13 hours. iW Publishing Manager has enabled us to cut this process down by more than half to just a couple of hours.”

**Svend Erik Andersen**

Team Learning AS

Senior Consultant, Partner



## A new chapter

iW PM enables you to create chapters or individual pages, which can be moved around, for easy manipulation. Lines, shapes and watermarks can be added to your finished file. So when it comes to printing, what you see on screen is what you get.

The ability to add annotations within the iW Publishing Manager document means that, if you are circulating something for review or approval before going to print, everyone can make their comments and suggestions clearly on-screen.

And, if you do need to circulate your document beyond your department, or post it on an internet or extranet site, one click will save it as a PDF file.

This flexibility makes iW Publishing Manager the most user-friendly document manipulation tool around.



Canon software enables you to bring documents from different Windows-based applications together as a single iW Publishing Manager document for professional finishing and printing

## Total flexibility

Even after pulling all your various pages into one document, you can still manipulate the pages and chapters within iW Publishing Manager – which is so much faster and more efficient than going back to the original source documents.



### Perfect communications

With the ability to merge information such as names, addresses, sales figures etc. from a database into each printed document, iW Publishing Manager helps you to personalise your communications with customers, partners, prospects and employees – a perfect way of enhancing your relationship with them.



Whatever the size of your organisation or department, Canon's cutting edge iW Publishing Manager software will enable you to simply create professional documents. You can create and merge documents from different windows applications such as: Microsoft™ Excel, and PowerPoint and because you don't have to physically collate them, the time savings can be huge. You won't just do things faster, you'll do them better, with less wastage – all without having to leave your PC or desk.

Once you've used iW Publishing Manager to produce reports, proposals, tenders and newsletters you'll wonder how you ever managed without it.



## When your documents look professional, so do you

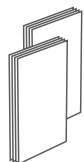
iW Publishing Manager ensures that you save time not only when you first produce your document, but whenever you come back to reprint it. All of the finishing functions are saved to the iW Publishing Manager document. You can even specify finishing options for individual chapters.

iW Publishing Manager uses its intelligence to save users time, by limiting them to the finishing functions that are available on the specified, Multi Function Printer. In addition to automatic collating, hole punching and stapling, you can select from an impressive range of finishes including saddle stitched booklet making, z- fold, staple by chapter or mixed paper sizes to name but a few.

iW Publishing Manager is compatible with Canon's innovative range of printers, which offer everything your business needs in black and white as well as affordable colour.



Staple



Group &amp; Collate



Create Booklet



Hole Punch



## Case Study: Sales & Marketing department

Like every organisation these days, you are aiming for total professionalism in printed documents. Typically, when they are most needed, time is against you.

Canon can save you time, money and stress.




### Picture this

Tomorrow, you have a monthly meeting with your sales force to launch an entirely new product range. Forty sales-people are gathering. You want to bring together a range of materials into one bound, A4 sales & marketing report which looks like it's been produced by a design agency and a professional printer.

It will consist of a market analysis report typed in Microsoft Word™. It will incorporate images of your strategic new products. It may even include a hard copy of the PowerPoint presentation that you are planning to present. Ideally, you would like to be able to personalise it to each sales-person by putting their name and region on the front cover, as well as their individual sales figures, targets and the names and addresses of their key accounts on the inside.

The last time your Marketing team had to produce a similar launch document they spent valuable hours cutting, pasting and collating just to make it look professional and it meant staying late. It is now already 4 o'clock and this time they all want to leave on time for a change.



### No problem

With a Canon Multi-Functional Printer and iW Publishing Manager software, this is not a problem.

Drag and drop the files into one iW Publishing Manager document. Select the database from which you want to merge the various data to personalise each report. Add some annotations of your own such as comments about a product photo. Play around with the order of the pages and re-number them, if you like. Add page headers and footers and uniquely with iW Publishing Manager, choose the print functions depending on your printer type – for example double-sided printing, or inserting tabbed sheets amongst many others.. Finally, send it to print.

The finished report looks great. The sales figures look good. The new products are well received. You look professional. Your team look happy. Your sales force look impressed.

What is more, the whole document, including finishing instructions, can be saved. So when you get back after your successful meeting, and decide you'd like to run off a few more copies of your professional-looking report for others to see, with all your previous commands saved, you don't need to pull it all together again from the beginning – you just hit 'print'.

## key benefits: summary

If you currently use, or are planning to purchase a Canon Multi-Functional printer then iW Publishing Manager is a must-have. It's a value-for-money document manipulation solution that ensures you, your department and your company look 100% professional time after time.

### Professional

- your documents look professional, you and your company look professional
- each print-out can be personalised using merged data

### Efficient

- replaces labour-intensive manual tasks with a few simple mouse-clicks
- saves time immediately and in the future, so that iW Publishing Manager quickly pays for itself

### Easy-to-use

- no training required
- enables you to bring documents together from different Windows-based applications electronically as a single iWPM document
- ideal entry-level document management solution for a broad range of companies

### Intelligent

- iW Publishing Manager is the only publishing software currently available from Canon which intelligently “reads” the finishing functions which are available on your chosen Canon printer

## iW Publishing Manger: typical uses for sales & marketing departments

### Sales & marketing reports

Combine Microsoft™ Word, PowerPoint, Excel and image files into one iW Publishing Manager document for fast, efficient printing.

### Product sheets

Produce a standard on-screen format for product sheets, and merge individual product information into each printed document. For example new product brochures such Canon's iR 3100C/CN printer.

### Market analysis

Merge market data and sales figures from a database into a formatted report.

## System Requirements for iW Publishing Manager

**Operating System:** Windows 98/Me, Windows NT4.0 Service Pack 5 or later, Windows 2000 Service Pack 1 or later, Windows XP

**Supported Canon Devices:** Canon iR range\*, Canon iRC range\*, Canon GP range\*, Colour Network Printer-Unit for iRC range\*

**Supported Printer Drivers:** Canon Printer Driver PCL5e v5.41 or later, Canon Printer Driver PCL6 v3.41 or later, Canon Printer Driver UFR v1.10 or later

**HDD:** For Installation 50Mb free space. During Application Use 100Mb free space.

**Resolution:** 800 x 600 pixels, 256 colours 1024 x 768 recommended.

\* for information on which devices are supported, please contact your local Canon office.

Note: This application can not guarantee printing to non-Canon printers or a printer driver not supported by iW PM

you can  
**Canon**

**Canon Inc.**

30-2, Shimomaruko 3-Chome,  
Ohta-Ku,

Tokyo 146-8501, Japan

[www.canon.com](http://www.canon.com)

**Europe, Africa and Middle East**

**Canon Europa N.V.**

P.O. Box 2262,

1180 EG Amstelveen,

The Netherlands

[www.canon-europa.com](http://www.canon-europa.com)

English Edition

©2004 Canon Europa N.V.



All terms and product names may be trademarks or registered trademarks of their respective owners, and are hereby acknowledged.  
Specification subject to change, without notice.



OFFICIAL PARTNER